

Поиск тяжелых нейтрино в распадах каонов

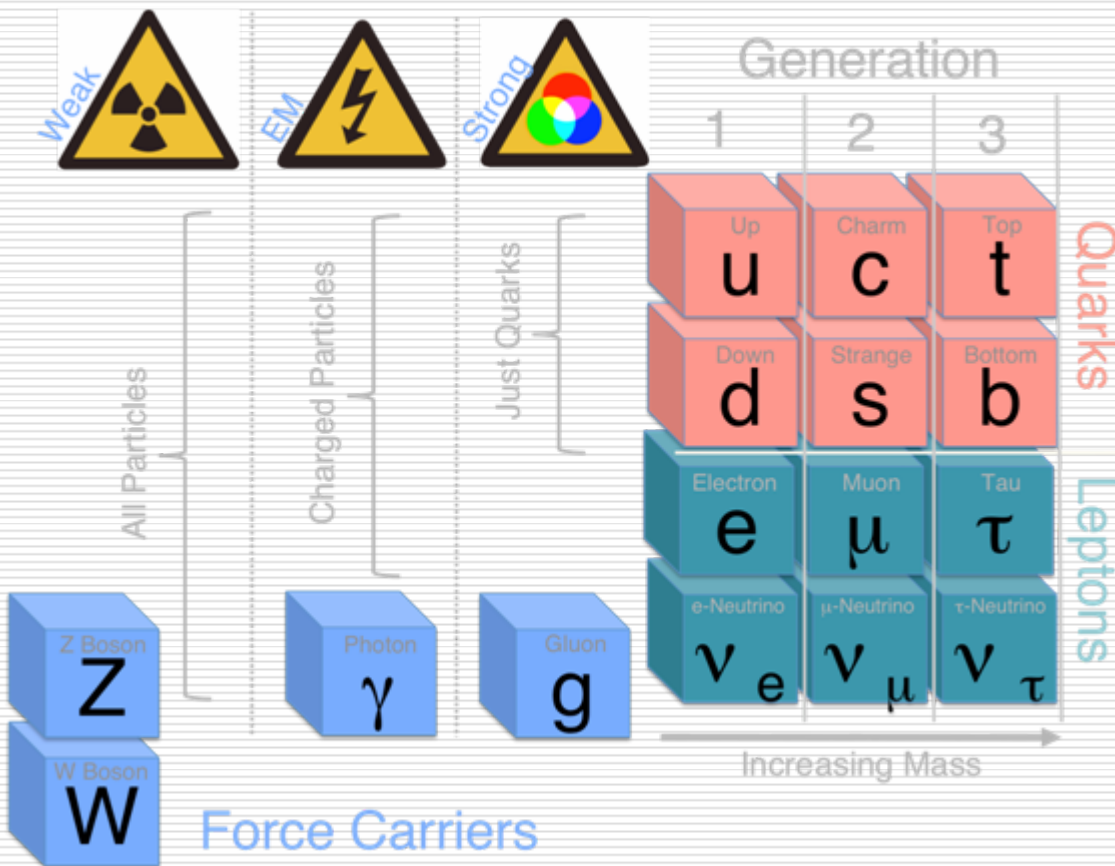
А. Шайхиев,
ИЯИ РАН



Outline

- Neutrino beyond the Standard Model
- Previous experiments
- Experiment BNL-E949
- Selection criteria
- Sensitivity for the $K^+ \rightarrow \mu^+ \nu_H$ decay
- Conclusion

Standard Model neutrino



Neutrino beyond the SM

Three types of neutrino

$$L_e = +1 \quad L_\mu = +1 \quad L_\tau = +1$$

$$\nu_l = \sum U_{li} \nu_i, \quad l = e, \mu, \tau; \quad i = 1, 2, 3$$

There is new physics beyond the Standard Model, but we don't know exactly what is it

Neutrino
Oscillation



Dominance of matter
over antimatter



Dark matter and dark energy



ν MSM

arXiv:0804.4542v2 [hep-ph]
arXiv:0901.0011v2 [hep-ph]

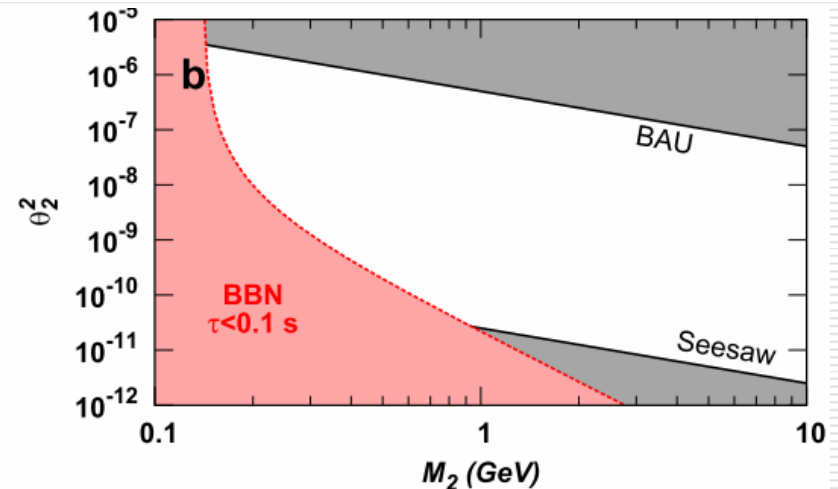
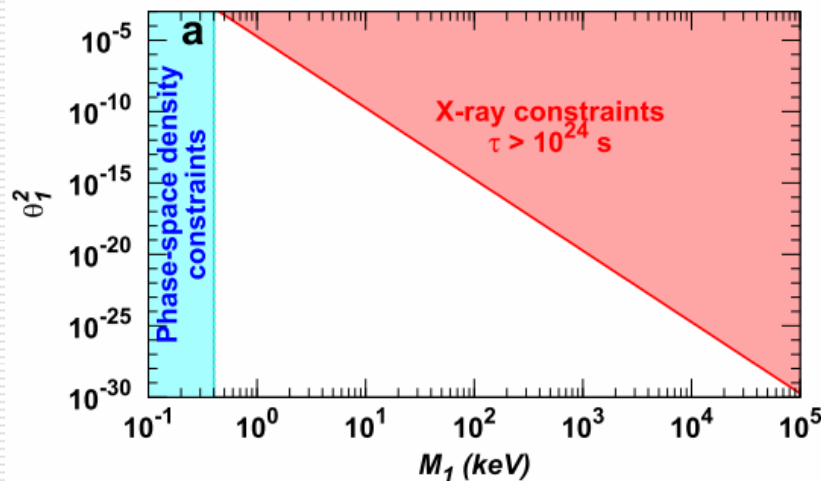
SM + 3 neutral right-handed heavy leptons

$$M_{N_1} \in O(10) \text{ кэВ}$$

Dark matter

$$M_{N_{2,3}} \in O(1) \text{ ГэВ}$$

baryon asymmetry



θ_1 and θ_2 - mixing angles with SM particles

How to find heavy neutrino?

Mesons decays

The search for additional peak

$$\Gamma(M^+ \rightarrow l^+ \nu_h) = \rho \times \Gamma(M^+ \rightarrow l^+ \nu_l) \times |U_{lh}|^2$$

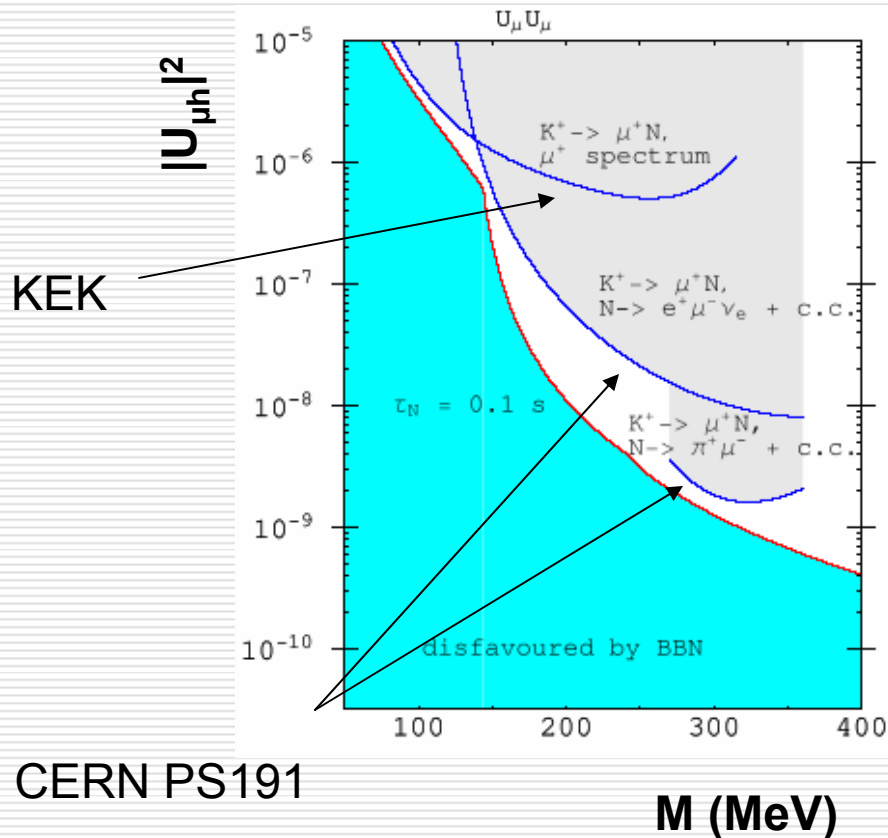
Heavy neutrino decays

“Nothing” → leptons and hadrons

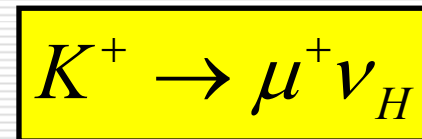
$$N \rightarrow e^+ e^- \nu_\alpha, N \rightarrow \mu^\pm e^\mp \nu_\alpha, N \rightarrow \mu^+ \mu^- \nu_\alpha$$

$$N \rightarrow \pi^0 \nu, \pi e, \pi \mu, K e, K \mu \dots$$

Current limits



It was suggested to use E949 data to study heavy neutrino mass region from 150 MeV to 270 MeV in decay channel



Experiment BNL E949



$$K^+ \rightarrow \pi^+ \nu \bar{\nu}$$

Phys. Rev. D 79, 092004 (2009)

SM expectation

$$\mathcal{B}_{SM}(K^+ \rightarrow \pi^+ \nu \bar{\nu}) = (0.85 \pm 0.07) \times 10^{-10}$$

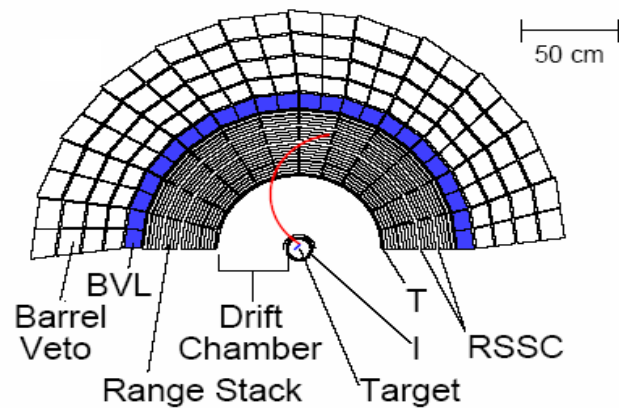
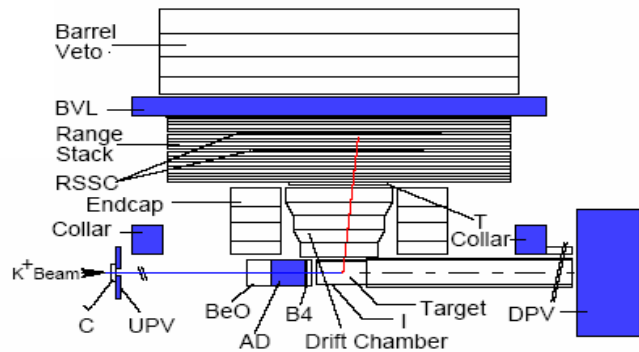


E949 + E787

$$4 + 3 \text{ (from E787)} = 7$$

$$\mathcal{B}(K^+ \rightarrow \pi^+ \nu \bar{\nu}) = (1.73_{-1.05}^{+1.15}) \times 10^{-10}$$

The Detector



- ~ 700 MeV/c kaon beam is slowed down by degraders.
- K^+ stops and decays in scintillating fiber target
- Measure π^+ momentum in drift chamber, energy and range in target and Range Stack (RS)
- π^+ stops and decays in RS – observe $\pi^+ \rightarrow \mu^+ \rightarrow e^+$ decay chain
- Set of photon veto detectors

Heavy neutrino trigger

$K^+ \rightarrow \mu^+ \nu_H$ has the same experimental signature as $K^+ \rightarrow \pi^+ \nu \bar{\nu}$

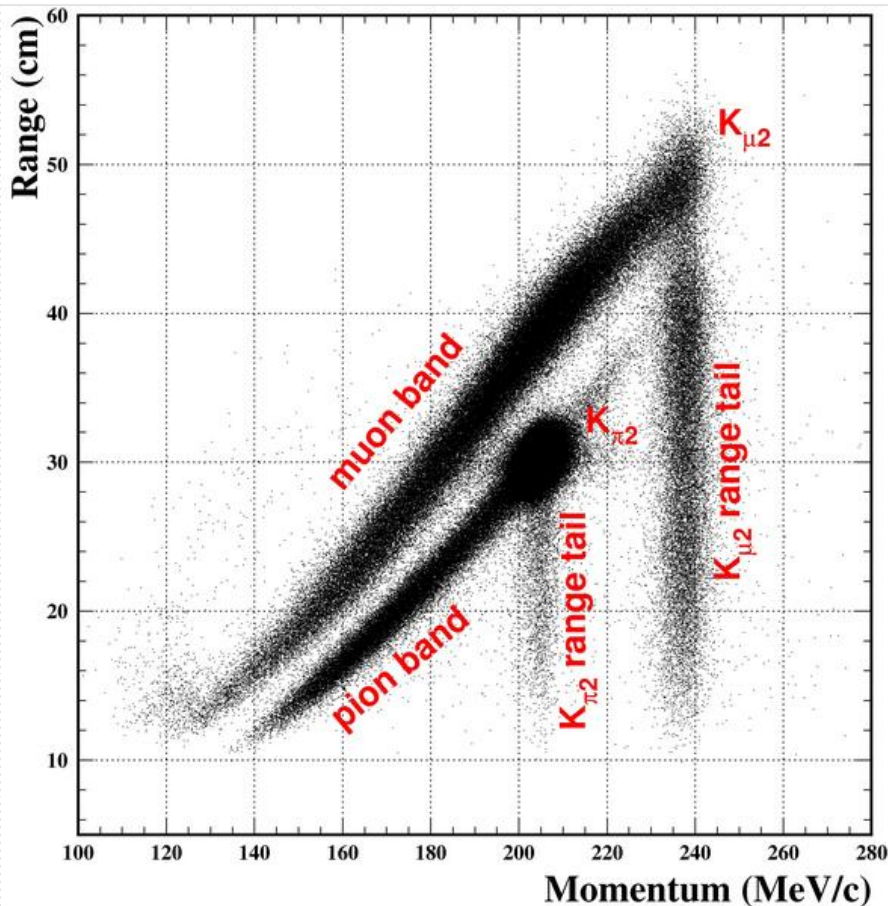
single charged particle + “nothing”



use standard E949 trigger

- Wait at least 2 ns for K^+ decay
- Stopping layer in RS between 6 and 18
- Photon veto: no showers in RS, Barrel, ...
- π^+ identification: online check $\pi^+ \rightarrow \mu^+$ decay chain in the stopping counter

Background sources



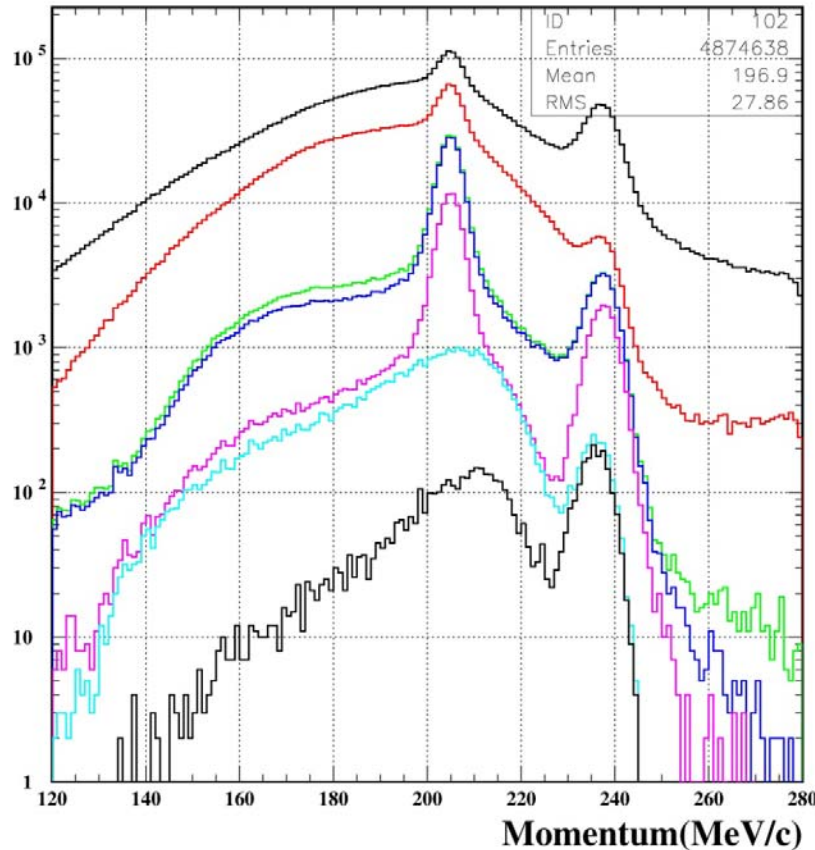
- Muon band: generally $K_{\mu 2\gamma}$, $K_{\mu 3}$ decays
- Pion band: $K_{\pi 2\gamma}$, $K_{\pi 2}$ in which pion scattered in the target or RS and beam pion

MC simulation of background sources

Process	Trigger+cuts rej	BR	Total rejection
$K_{\mu\nu\gamma}$	$\sim 10^4$	6.2×10^{-3}	$\sim 10^7$
$K_{\mu 3}$	$\sim 10^7$	3.35×10^{-2}	$\sim 10^9$
Only $\pi\nu\nu(1+2)$ trigger			
$K_{\pi 2\gamma}$	$\sim 5 \times 10^4$	2.75×10^{-4}	$\sim 2 \times 10^9$

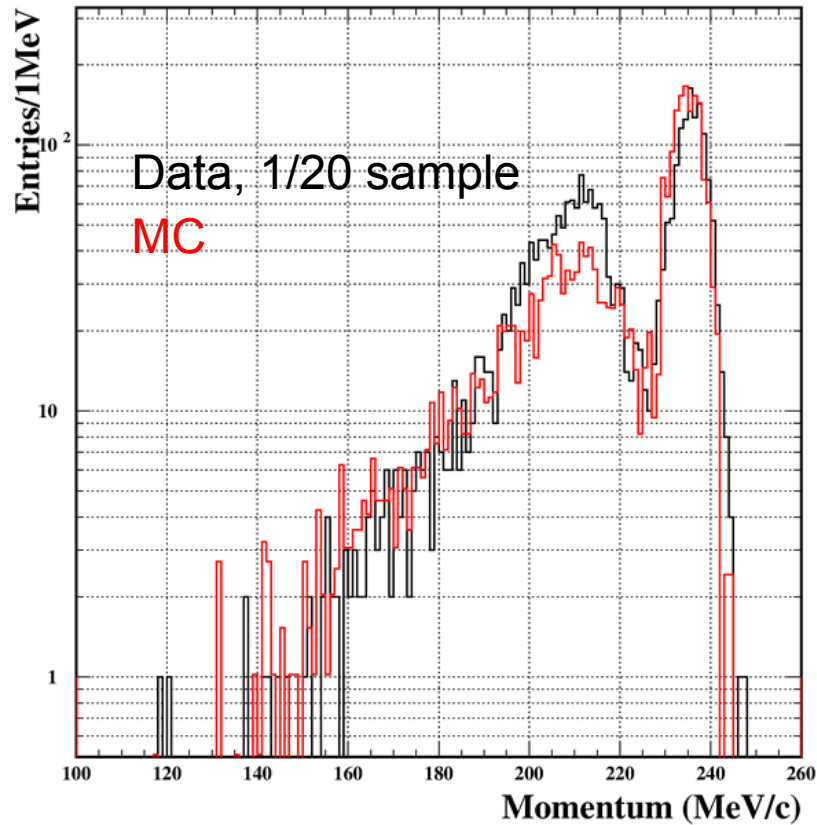
$K_{\pi 2\gamma}$ can be ignored due to 3 gamma in the final state and the strong range-momentum rejection of pions (~ 500). **So the $K_{\mu 2\gamma}$ is the dominant background source for decay into heavy neutrino.**

Background suppression



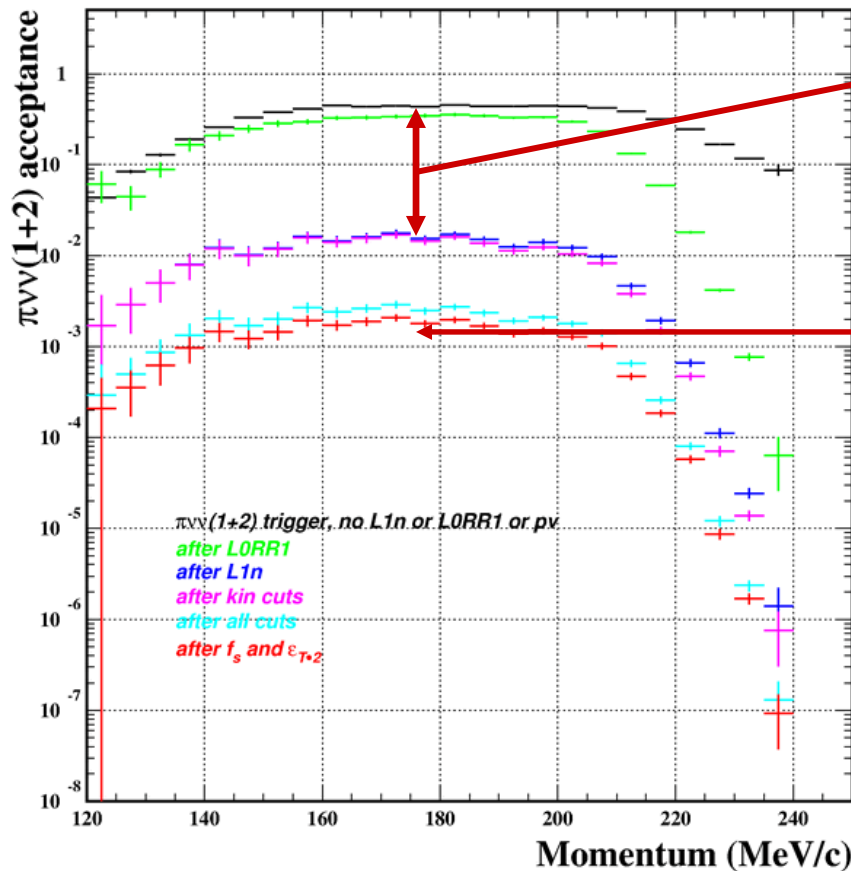
1/20 of data

Comparison between data and MC



Km2+Km2g+Km3 events were simulated. PV60 is applied to experimental data. Spectra are normalized by number of Km2 events.

Total acceptance



Acceptance loss due to
online pion identification

Heavy neutrino
acceptance 1.5×10^{-3}

For $155 < p_{\mu} < 205$ MeV

BR(K_{μ2}) calculation

$$BR(K_{\mu 2}) = \frac{N_{K_{\mu 2}}}{\epsilon_{T \bullet 2} \times f_s \times (KB_{live})_{1/20} \times A_{K_{\mu 2}, trig}^{UMC} \times A_{K_{\mu 2}, kin}^{UMC} \times A_{L1n} \times A_{19_{ct}} \times A_{L0rr1} \times A_{offline_cuts}}$$

$N_{K_{\mu 2}}$	7916 ± 97
$(KB_{live})_{1/20}$	9.1×10^{10}
$\epsilon_{T \bullet 2}$	0.9505 ± 0.0012
f_s	0.7558 ± 0.0075
$A_{K_{\mu 2}, pnn1}^{UMC}$	0.4551 ± 0.0016
$A_{19_{ct}, onlinepv}$	0.1074 ± 0.0021
$A_{L0RR1, L1n}$	$(1.49 \pm 0.40) \times 10^{-4}$
$A_{UTCQUAL}$	0.9503 ± 0.0007
$A_{K_{\mu 2}, kin}^{UMC}$	0.7948 ± 0.0010
A_{PRRF}	0.1486 ± 0.0106
A_{beamtg}	0.4195 ± 0.0003
$A_{OPSVETO}$	0.9742 ± 0.0006
A_{tgkin}	0.9799 ± 0.0003
A_{PV90}	0.6977 ± 0.0011
$\mathcal{B}(K_{\mu 2})$	0.5302 ± 0.1478

These cuts have low acceptances for Km2 events

$$BR(K_{\mu 2}) = 0.5302 \pm 0.1478$$

$$BR^{PDG}(K_{\mu 2}) = 0.6355 \pm 0.0011$$

BR(Km2g) calculation

$$BR(K_{\mu\nu\gamma}) = \frac{N_{K_{\mu\nu\gamma}}}{\varepsilon_{T\bullet 2} \times f_s \times (KBlive)_{1/20} \times A_{K_{\mu\nu\gamma},trig}^{UMC} \times A_{K_{\mu\nu\gamma},kin}^{UMC} \times A_{L1n} \times A_{L0rr1} \times A_{offline_cuts}}$$

	$\pi\nu\nu(1)$ trigger	$\pi\nu\nu(2)$ trigger
$A_{trigger}^{UMC}$	0.2676 ± 0.0006	0.0544 ± 0.0003
$A_{RefinedRange}$	0.5189 ± 0.0251	0.9852 ± 0.0066
A_{L1n}	0.0392 ± 0.0016	0.0413 ± 0.0021
$A_{beam\&target}$	0.4195 ± 0.0003	0.4195 ± 0.0003
A_{tgkin}	0.9799 ± 0.0012	0.9799 ± 0.0012
A_{kin}	0.9115 ± 0.0010	0.9012 ± 0.0015
$A_{UTCQUAL}$	0.9503 ± 0.0007	0.9503 ± 0.0007
$A_{OPSVETO}$	0.9742 ± 0.0006	0.9742 ± 0.0006
A_{RRGMOM}	0.9739 ± 0.0012	0.9739 ± 0.0012
A_{PRRF}	0.9520 ± 0.0007	0.9520 ± 0.0007
A_{box}	0.3332 ± 0.0009	0.8509 ± 0.0016
A_{PV}	0.0077 ± 0.0003	0.0049 ± 0.0004
A_{f_s}	0.7558 ± 0.0075	0.7558 ± 0.0075
$A_{\varepsilon_{T\bullet 2}}$	0.9505 ± 0.0012	0.9505 ± 0.0012
$(KBlive)_{1/20}$	9.1×10^{10}	9.1×10^{10}
$N_{K_{\mu\nu\gamma}}$	710 ± 27	414 ± 21
$\mathcal{B}(K_{\mu\nu\gamma})$	$(2.4 \pm 0.2) \times 10^{-3}$	$(2.2 \pm 0.2) \times 10^{-3}$

$$BR^{pnn1}(Km2g) = (2.4 \pm 0.2) \times 10^{-3}$$

$$BR^{pnn2}(Km2g) = (2.2 \pm 0.2) \times 10^{-3}$$

For $155 < p_{\mu} < 205$ MeV

PDG BR(Km2g)

PDG value for $p < 231.5$: $BR^{PDG} = (6.2 \pm 0.8) \times 10^{-3}$

Use MC simulation of the Km2g decay to measure ratio $\frac{N_{155 < p < 205}}{N_{p < 231.5}}$

$$\frac{N_{155 < p < 205}}{N_{p < 231.5}} = 0.2351 \pm 0.0054$$



PDG value for $155 < p < 205$:

$$BR^{PDG} = (1.4 \pm 0.2) \times 10^{-3}$$

Sensitivity

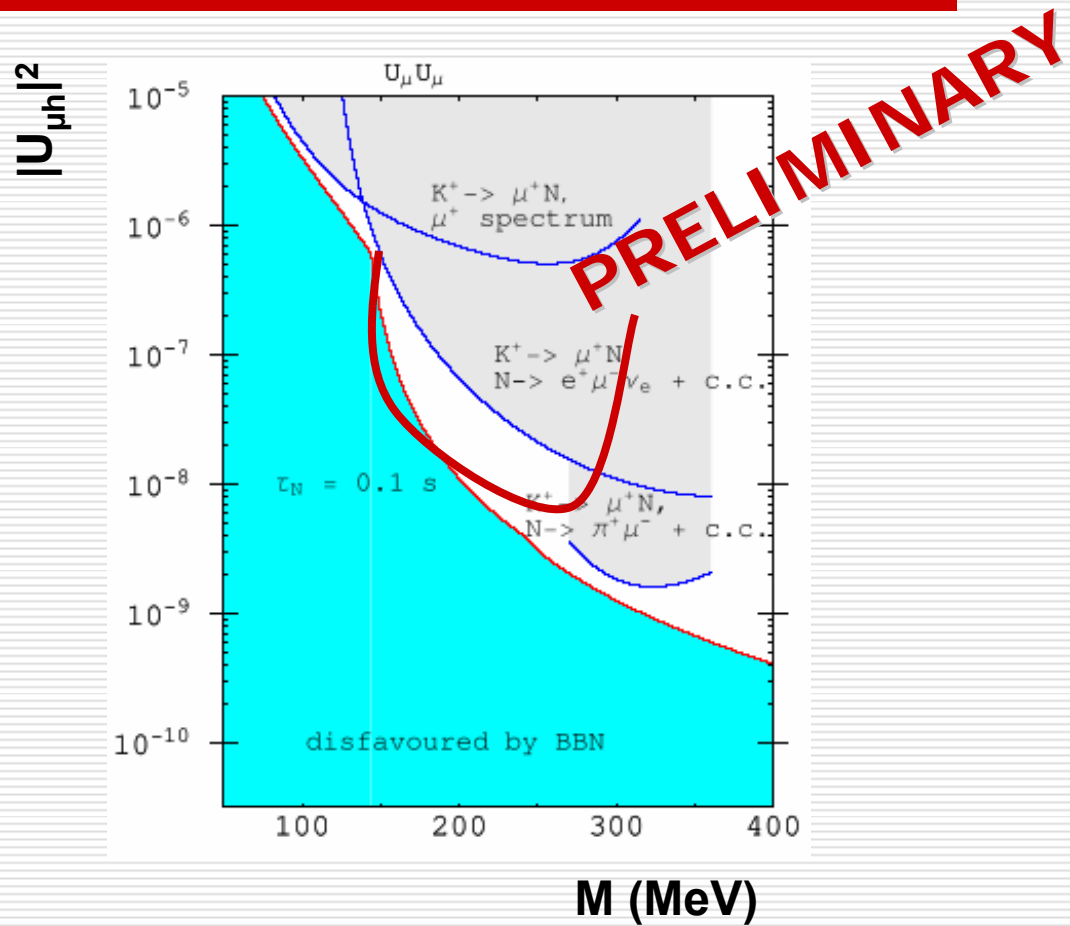
$$\begin{aligned} S.E.S &= \frac{1}{KBlive \times A_{tot}} = \\ &= \frac{1}{1.7044 \times 10^{12} \times 1.53 \times 10^{-3}} = \\ &= 3.8 \times 10^{-10} \end{aligned}$$

For muon momentum from 155 to 205 MeV

$$\Gamma(K^+ \rightarrow \mu^+ \nu_h) = \rho \times \Gamma(K^+ \rightarrow \mu^+ \nu_\mu) |U_{\mu h}|^2$$
$$1 < \rho < 4$$

- heavy neutrino mass 200 MeV
- extrapolate 1/20 data sample to get total events number
- estimate sensitivity
- extrapolate estimation to other mass values using muon momentum spectrum shape

Sensitivity



Conclusions

- According to ν MSM there is a possibility of existence of heavy neutrino with mass above pion mass
- It was suggested to use E949 data to search for $K^+ \rightarrow \mu^+ \nu_H$ decay
- SES equals 3.8×10^{-10}
- Final result ~ end of 2011

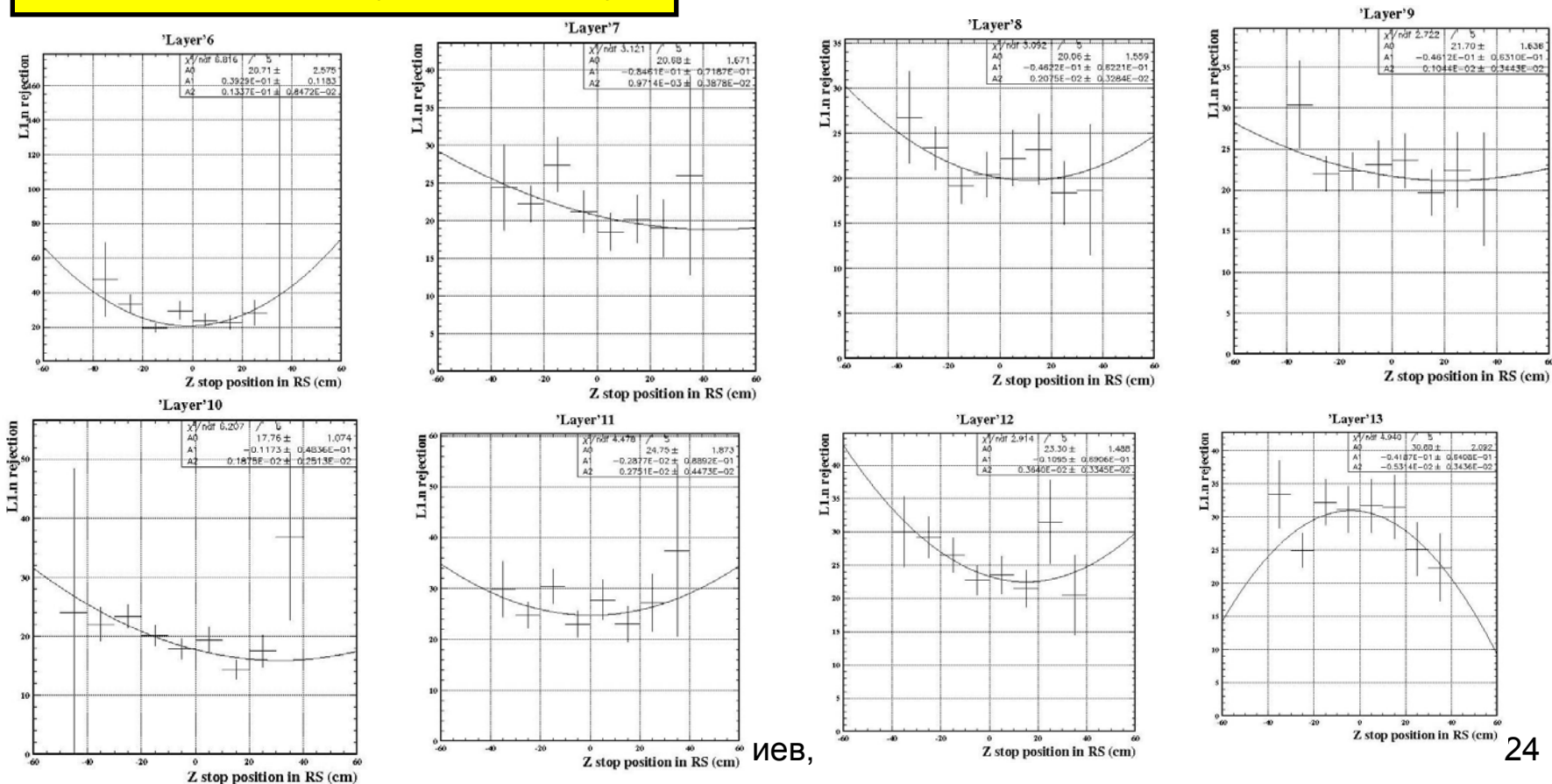
Thank you!

BACKUP

L1.n rejection for layers 6 – 18

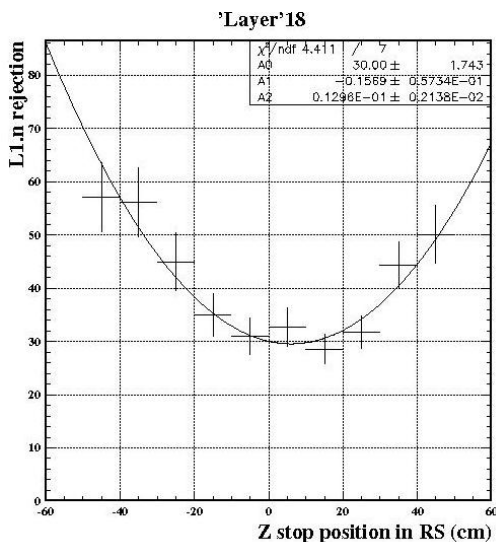
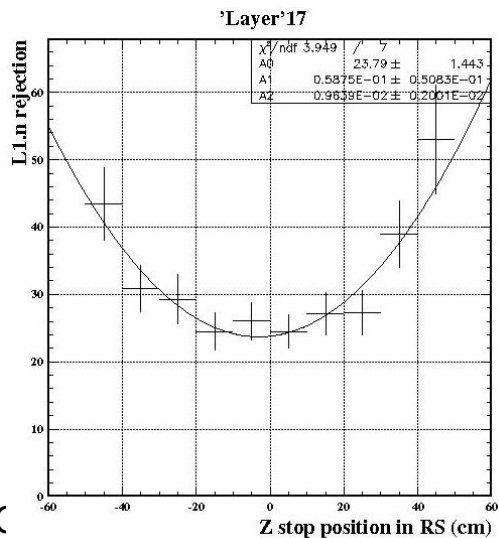
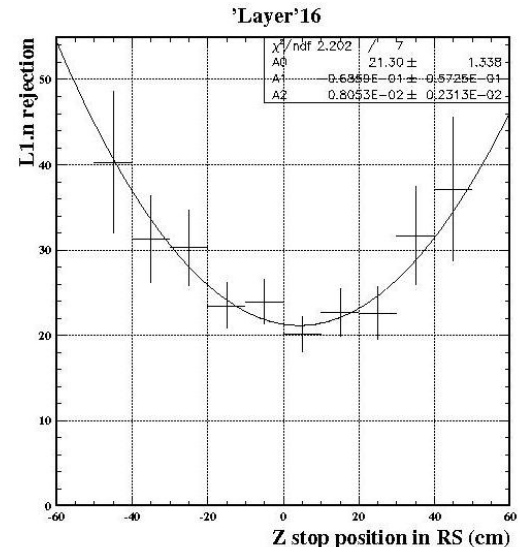
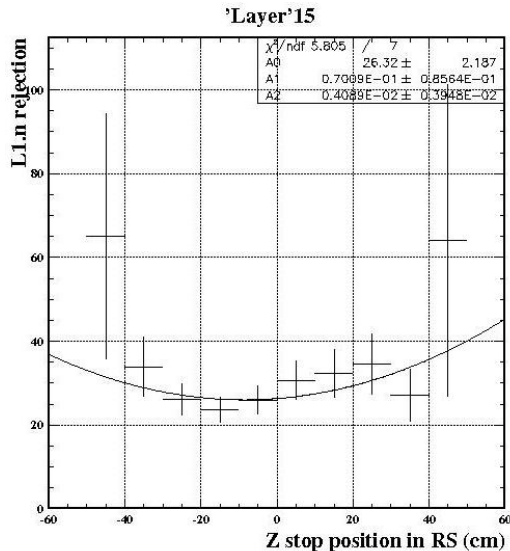
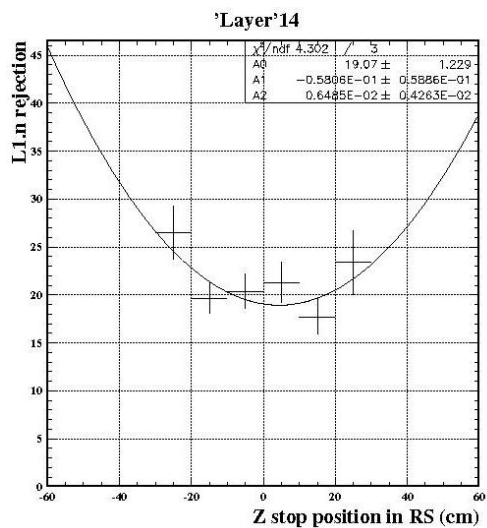
For each layer we tried to fit L1.n rejection factor by function

$$F = A0 + A1 \times zf + A2 \times zf^2, \text{ where } zf \text{ is Z stop position of muons in RS}$$



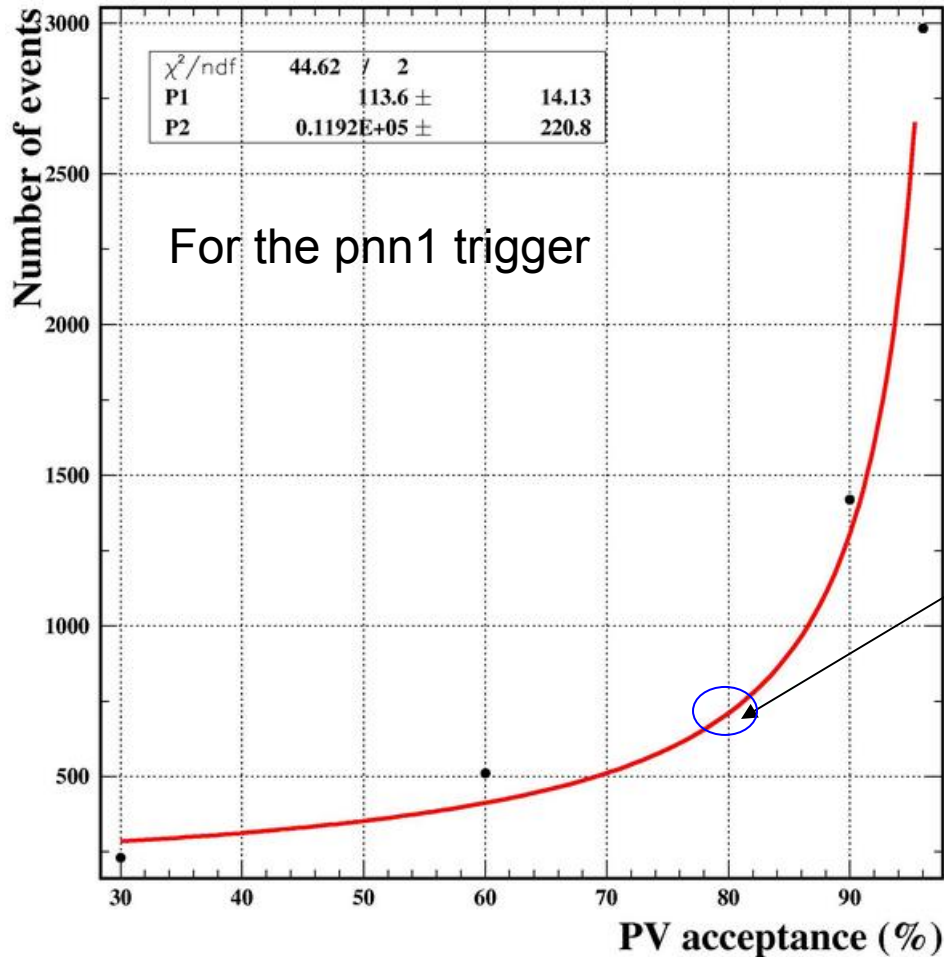
ИВБ,

L1.n rejection for layers 6 – 18



All plots for PISCAT trigger

Number of Km2g events



Fit by function

$$f = P1 + \frac{P2}{100 - x}$$

$$N_{K_{\mu\nu\gamma}}^{pnn1} = 710 \pm 27$$

Use the same method:

$$N_{K_{\mu\nu\gamma}}^{pnn2} = 414 \pm 21$$